

FIDECUM SICAV – CONTRARIAN VALUE EUROLAND

Monthly report October 30, 2009

Fund data

Fund manager	Hans-Peter Schupp
Investment universe	Euroland
Currency	Euro
Fund volume	55.860.427 €

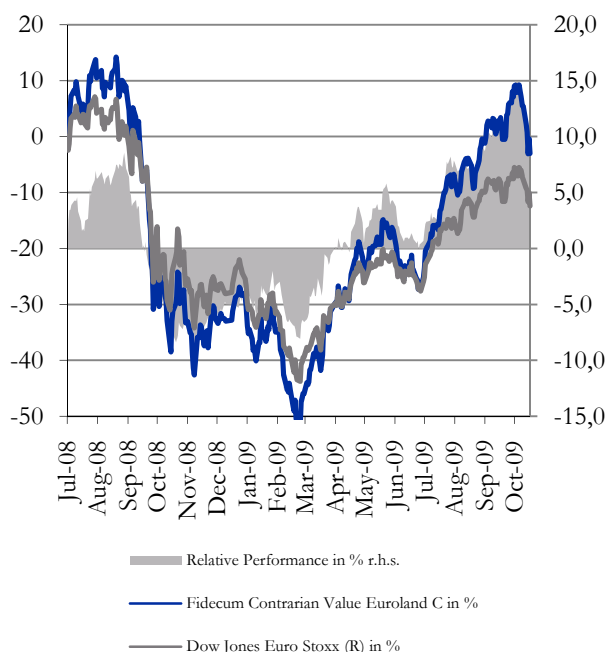
Class A-shares

WKN	A0Q4S6
ISIN	LU0370217092
Bloomberg	FIDCVEA LX
Reuters	A0Q4S6X.DX
Price	47,77 €
Minimum investment	2.000 €

Class C-shares

WKN	A0Q4S5
ISIN	LU0370217688
Bloomberg	FIDCVEC LX
Reuters	A0Q4S5X.DX
Price	29,10 €
Minimum investment	95.000 €

Performance since inception %



Commentary

After a quite satisfactory month of September, October was like white-water rafting. Having marked a new high for the year at mid month the DJ Eurostoxx Index lost 4.6% during the entire month. While on the one hand quarterly company results partly even exceeded expectations due to the successful implementation of individual cost cutting programmes, on the other hand fears about the future development of the world economy post state aid programmes prevailed. The Fidecum SICAV - Contrarian Value Euroland Fonds followed those moves and ended the month some 6.2% lower.

Particularly German stocks in the portfolio showed a weak performance: IVG -18.6%, Dt.Post -10.2% and Allianz -8.6%. Also stocks of insurance companies and banks were weak: Aegon -15.9% and Axa -8.0%.

In contrast French family holding FFP (+5.1%) and med-tech and consumer goods producers DeLonghi (+16.3%), AGFA (+9,3%) and Phillips (+3.0%) performed well.

Around mid of the month some adjustments were applied to the portfolio. After a positive price performance over the recent couple of months the relative weightings for Italian Danieli and French Crédit Agricole were reduce by 0.5 percentage points each, while the relative weightings for Finair and Royal Dutch were increased by 0.5 percentage points each.

Performance data**

	Fonds	Benchmark
Last month	-6,2%	-4,6%
Current year	41,0%	18,8%
12 months	41,1%	14,7%
3 years	-/-	-/-
5 years	-/-	-/-
Since inception	-3,0%	-12,4%
Beta Ratio*	1,19	-/-
Tracking Error*	12,5%	-/-
Information Ratio*	23,5%	-/-
Volatility*	32,6%	23,7%
Sharpe Ratio*	31,0%	11,9%

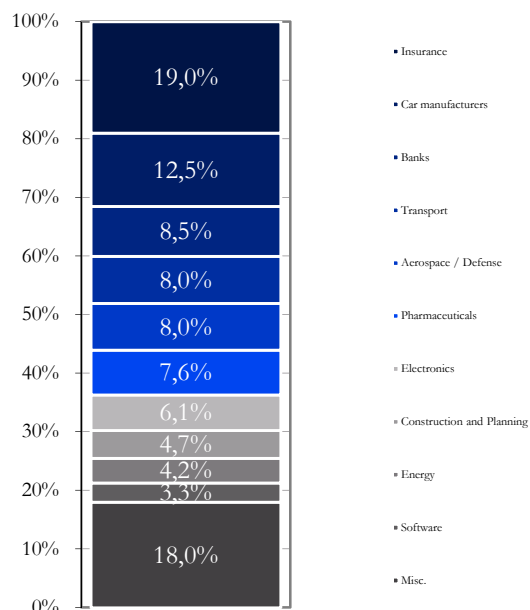
* 12 months

** Performance C-shares vs. Dow Jones Euro Stoxx (R)

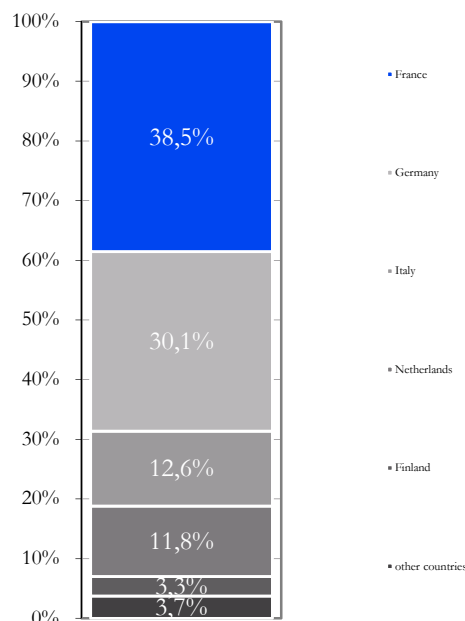
FIDECUM SICAV – CONTRARIAN VALUE EUROLAND

Monthly report October 30, 2009

Sector breakdown



Country breakdown



Top 10 holdings portfolio percentage breakdown

Renault S.A.	8,8%
Deutsche Post AG	8,0%
Allianz SE	6,7%
AXA S.A.	6,4%
AEGON N.V.	5,1%

ENI S.p.A.	4,7%
Koninklijke Philips Electronics N.V.	4,6%
Aareal Bank AG	4,4%
IVG Immobilien AG	4,0%
Daimler AG	3,9%

©2009. All rights reserved. This document is only a marketing presentation and focuses exclusively on investors and advisors who are considered to be market professionals according to the 4th EU-Directive (2004/39/EC) and who are in no way barred from purchasing shares of the investment fund(s) mentioned, be it because of their nationality or their country of origin, sojourn or residence. This presentation is the intellectual property of FIDECUM AG. This presentation or parts of it, resp. the content of the presentation may not be relayed to any third party unless a permission in writing has been obtained from FIDECUM AG prior to this. The circulation of this presentation or parts of it to private clients is not permitted. The information contained does not represent the offer of a contract of advisory or advice, or the offer to buy or sell shares of the fund itself. The information contained in this document is non-binding and does not represent a recommendation or investment advice of any kind and does not replace a detailed investment advice that takes into account the individual situation, understanding of the capital markets and investment goals of any individual investor. The statements mentioned are the view of the fund manager at time of publication and may vary from this at a later stage. These statements are made solely for the purpose of explaining the investment approach and are not suitable as an investment advice. The portfolio structure may vary over time. Projections into the future may come true but cannot be guaranteed in any way. Although the information contained in this document has been put together with utmost care, FIDECUM AG cannot be held responsible for any inaccuracy that may have occurred. Neither completeness nor accuracy of information, nor suitability for a given purpose can or will be guaranteed. This document does not represent an offer for advice, consultation or information and is no advice for purchase or sale of shares of the fund(s) mentioned. The fund(s) mentioned in this document is/are registered for public distribution in Luxembourg, Germany and Austria. In any other country subscriptions will only be possible in the way of an initial private placement. Due to the U.S.-securities act of 1933 it must not be offered for sale or sold in the United States of America or any territory belonging to the United States of America, nor to any U.S. citizen, unless explicitly exempt by the U.S. securities act of 1933. Any expectation on return or performance is based on historic performance and cannot be extrapolated into or guaranteed for the future. Due to fluctuations in the value of underlying securities, the income they generate, changes in interest and currency exchange rates, the price of the fund's shares (units) and income accruing to them may increase or decrease, and are not guaranteed in any way. The obligatory basis for acquisition is the actual official offering prospectus available through: Landesbank Baden-Württemberg, Am Hauptbahnhof 2, 70173 Stuttgart, Germany.